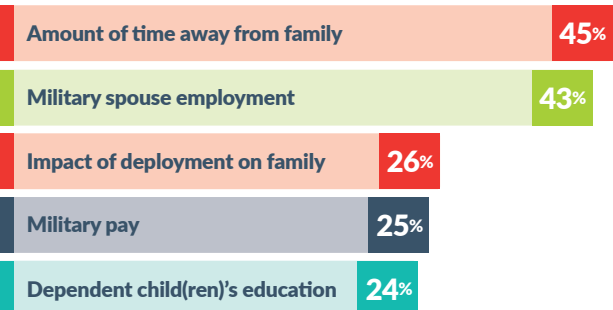


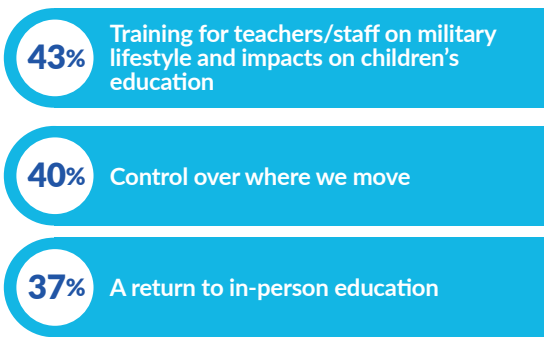
Top 5 issues affecting active-duty families¹ (n=427)



What would best address concerns about military spouse employment?² (n=179)



What would best address concerns about dependent children's education?³ (n=100)



Family Separation

37% have been separated from their family/service member for a total of 6 or more months in the past 18 months. (n=385)

4% were geobatching⁴ (n=378)

71% characterize OPTEMPO⁵ as stressful or very stressful for healthy work/family life. (n=408)

447 respondents

Including active-duty service members and active-duty spouses



This infographic represents a geographic cross-section of 2021 MFLS data that only includes active-duty families. When referencing this data, please consider the following sample demographics:

- 86% are active-duty spouses
- 58% are enlisted ranks

Branch affiliation of respondents is:

- 49% Navy
- 26% Marine Corps
- 13% Air Force
- 8% Army
- 2% Coast Guard
- 1% Space Force

Respondents identify as:

- 78% White
- 14% Hispanic or Latino/a/x or of Spanish origin
- 7% Asian
- 5% Black/African-American
- 3% Other
- 1% American Indian/Alaska Native
- 1% Native Hawaiian or other Pacific Islander
- 24% are a member of a multi-racial/multi-ethnic family⁶
- 17% use a language other than English in their home
- 6% identify as LGBTQ+

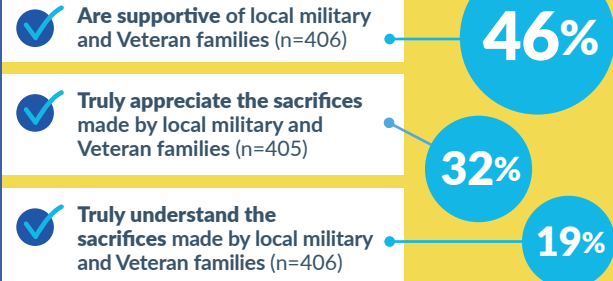
In collaboration with



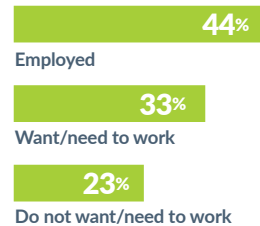
Active-duty family members and their civilian communities

31% of active-duty family respondents feel a sense of belonging to their local civilian community (n=406)

Active-duty family respondents agree civilians in their local community:



Spouse Employment⁷ (n=284)

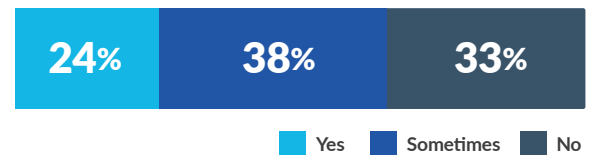


66% of employed military spouses are underemployed in some way⁸ (n=122)

Child Care

"I am able to find child care that works for my current situation."

Active-duty family respondents with a need for child care (n=224)



*Total may not equal 100 due to rounding

Top Child Care Related Concerns⁹ (n=94)



¹Question and answer choice wording changed slightly from previous MFLS surveys
²Active-duty family respondents who indicated military spouse employment was a top issue of concern
³Active-duty family respondents who indicated military children's education was a top issue of concern
⁴Choosing to live apart voluntarily, not including times of deployment
⁵Operational tempo
⁶Active-duty family respondents who have a spouse or child of a different race/ethnicity
⁷Active-duty spouses who are not also active-duty service members
⁸Indicates one or more circumstances of underemployment
⁹Active-duty family respondents who indicated child care was a top issue of concern

Snapshot of the military lifestyle



TAKEAWAYS

- >> Many California military families report that both OPTEMPO and their personal financial situations are stressful.
- >> Barriers to mental health care exist for both adults and children in active-duty families.

- >> Families face difficulties finding available and affordable child care.
- >> Spouse un/underemployment is a top contributor to financial stress.

Financial Readiness

53%

report their family's current personal financial condition causes them some or a great deal of stress. (n=345)

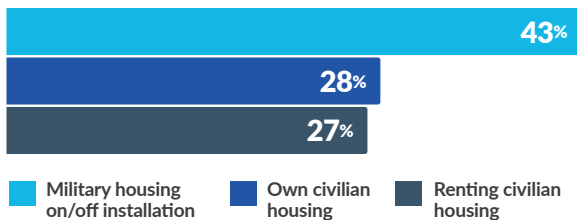
Top Contributors to Their Financial Stress (n=179)



Housing

"Which of the following best describes where you currently live?"

Active-duty family respondents (n=349)



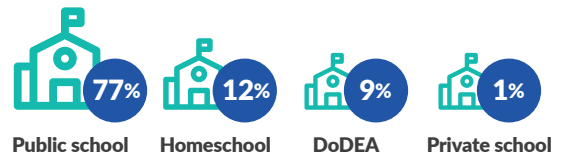
72% of those with out-of-pocket monthly housing costs pay \$200 or more above BAH. (n=212)

Top aspects of concern related to housing (n=342)

- Local housing market is unaffordable
- Cost of housing rental is too high
- Waitlist for on-installation housing is too long

Military Children's Education

Type of School of Oldest Child in K-12 (n=234)



58%

agree their oldest child is thriving in his/her school (n=195)

48% rate the overall quality of the school their oldest child attends as above average or excellent. (n=181)

Health and Mental Health

21%

report their child(ren) does not receive mental health care but they would like them to. (n=292)

>>

Of those, 54% report their child(ren) does not receive mental health care because "I do not believe telehealth mental health care would be effective for my child." (n=63)

26%

do not currently receive mental health care but would like to. (n=353)



Questions about the annual Military Family Lifestyle Survey and how you can offer support?
survey@bluestarfam.org

Questions about Blue Star Families' San Diego Chapter?
sandiego@bluestarfam.org