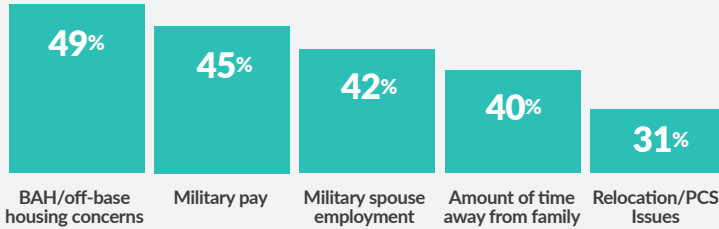
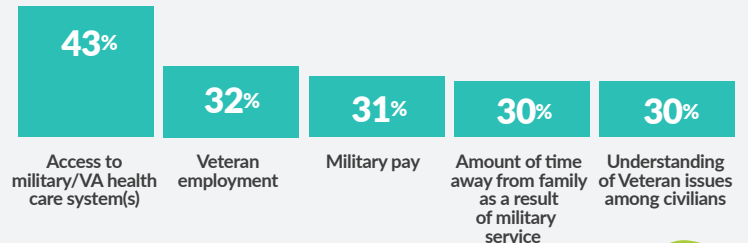


Top Issues for Currently Serving¹ Family Respondents (n=325)



Top Issues for Veteran Respondents (n=216)



Active-Duty Families

Spouse Employment



of Florida active-duty spouse respondents (n=155) are unemployed

Of those who are employed (n=78)



are working full time



are working part time

Mental Health



of active-duty family respondents with at least one child enrolled in grades K-12 (n=130) report that their child(ren) did not currently receive mental health care but they would like them to



of active-duty family respondents (n=194) do not currently receive mental health care but would like to receive it



Veteran Respondents

Health Care

45%

of Florida Veteran respondents (n=166) use the VA to meet all of their healthcare needs

Mental Health



of Florida Veteran respondents (n=157) do not currently receive mental health care but would like to receive it


Financial Security

27% of Florida Veteran respondents (n=156) describe their financial situation as “just getting by” or “finding it difficult to get by”



Food Support Programs

7% of Florida Veteran respondents (n=151) participated in a local food pantry/community food distribution in the 12 months preceding survey fielding



For more info about the Tampa Chapter
tampa@bluestarfam.org

For more info about the Jacksonville Chapter
jacksonville@bluestarfam.org



Military Family Lifestyle Survey


In collaboration with
S Syracuse University
D'Aniello Institute for Veterans & Military Families
JPMorgan Chase & Co., Founding Partner


Financial Security

29% of Florida active-duty family respondents (n=196) describe their financial situation as "just getting by" or "finding it difficult to get by"

Top contributor to financial stress among those active-duty family respondents who have financial stress (n=164):

Housing costs  **60%**

 **80%** of active-duty family respondents (n=167) report they have monthly out-of-pocket housing costs not covered by their BAH

 **83%** of those with out-of-pocket costs (n=134) pay \$200 or more

National Guard and Reserve Family Respondents — in their own words: "Can you tell us why you would recommend or not recommend service to a young family member?"

“The benefits of being in the service are great. But as I've gotten old and my life has changed, I've been really questioning if the benefits are worth it. I think I would solidly recommend one enlistment. But to make a career of it, I don't know.”

Air Force Reserve Spouse

Caregiving


25% of military-connected respondents (n=411) consider themselves to be an unpaid caregiver

Most commonly providing care for: (n=27)

40%

Child under 18 years of age

28%

Spouse/partner who is a Veteran

24%

Parent or grandparent

Food Support Program

17% 

of Florida active-duty family respondents (n=174) utilized a food support program during the 12 months preceding survey fielding

Most commonly utilized programs (n=29):

9% Local food pantry/community food distribution

2% Women, Infants, and Children (WIC)

Recommending Military Service²

Military-connected respondents (n=640)

24%

Unlikely to recommend (0-3)

24%

Neutral (4-6)

52%

Likely to recommend (7-10)

BLUE STAR FAMILIES

Blue Star Families' annual Military Family Lifestyle Survey provides a comprehensive understanding of what it means to serve as a military family. For that reason it is a blueprint for strengthening America and identifying how we can continue to enhance military family life.

Military Affiliation (n=707) Active-Duty Service Member (11%), Spouse (35%); National Guard Service Member (<1%), Spouse (1%); Reserve Service Member (1%), Spouse (2%); Veteran/Retired Service Member (34%), Spouse (15%)

Racial/Ethnic Identity (n=697) American Indian/Alaska Native (3%), Asian (4%), Black/African American (8%), Hispanic or Latino/a/x or of Spanish origin (14%), Middle Eastern or Northern African (<1%), Native Hawaiian or other Pacific Islander (1%), Some other race or ethnicity (3%), White (76%)

² Question Text: How likely are you to recommend that a young family member (child, niece, nephew, etc.) join the military? Range: 0 = very unlikely to recommend, - 10 = very likely to recommend.

Scan this QR code for more on our annual Military Family Lifestyle Survey

